



Child Care in Whatcom County



August 2015

Child Care Aware of Washington

Our mission is to **support families and caregivers, shape policy, and build communities** that promote the **learning and development of children and youth** throughout Washington State through a strong statewide network of local child care resource and referral programs.

Since 1989, our regional member programs and statewide Family Center have enhanced the quality of child care and helped families by:

- Delivering training, technical assistance, & consultation to child care providers
- Supplying families with consumer education & referrals for child care

(formerly the Washington State Child Care Resource & Referral Network)

Whatcom County

is served locally by

Child Care Aware of Northwest Washington

a program of

The Opportunity Council

1111 Cornwall Ave, Ste 200
Bellingham, WA 98225

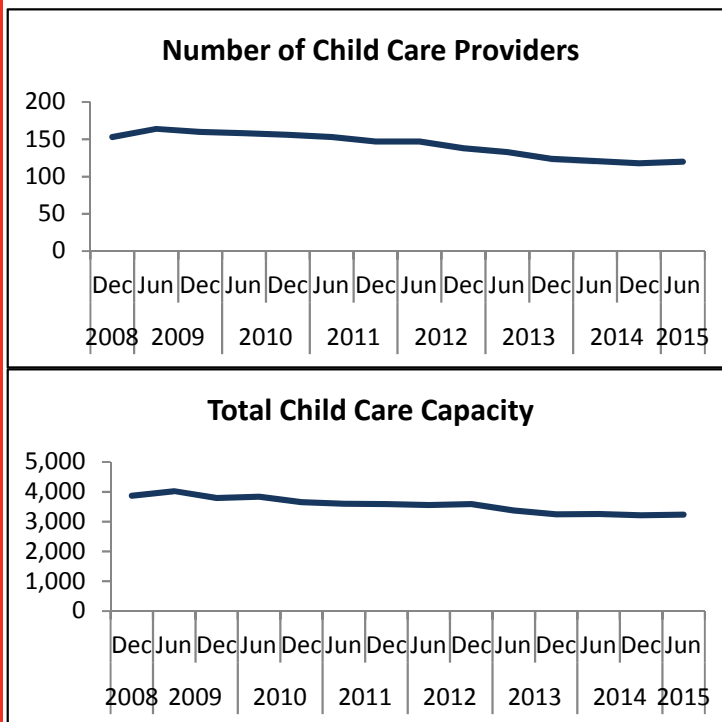
<http://www.oppco.org/ccrr/>

888.444.1862 x227

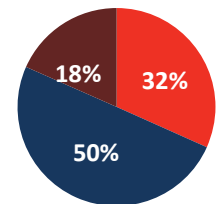
Trends in Child Care

In most parts of Washington, the number of child care providers has dropped over the past few years while the total capacity for children has been relatively stable since June 2014.

In Whatcom County, the number of child care providers has dropped from 153 with capacity for 3870 children in 2008, to 120 providers with capacity for 3235 children in June of 2015.*

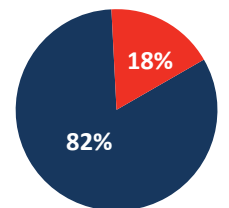


Child Care Provider Type



- Centers
- Family Child Care
- School Age Only

Acceptance of State Subsidy



- Accept
- Do not accept

Early Achievers

Early Achievers is Washington's **Quality Rating and Improvement System (QRIS)**, which gives training, technical assistance, coaching, awards, scholarships, and other benefits to child care providers **to improve the quality of their care.**

Statewide, 2,758 child care providers have joined since July 2012.

Approximately 52% of licensed child care providers in Whatcom County are enrolled in Early Achievers. Early Achievers will provide families with valuable child care program quality information so they can make informed child care choices.

Early Achievers (QRIS) Participation

Total	65
Child Care Centers	21
Family Child Care	29
Head Start & State Preschool Sites	15
Start Date	7/1/13
Enrollment as of	8/26/15

Demographics

Population¹

Total Population in 2014	207,600
Change since 2010	6,460
Children under 5 yrs	11,235
Children under 15 yrs	34,677
K-12 Enrollment ²	26,177

Economics

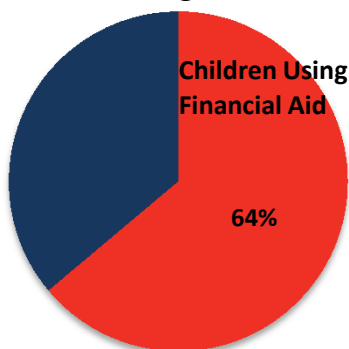
% of children under 18 living in poverty ³	17.1%
% of children under 6 w/ all parents working ⁴	53.4 to 60.6%
Median Household Income ¹	\$53,682
Unemployment Rate ⁵	5.8%

Helping Families Find Child Care in 2015

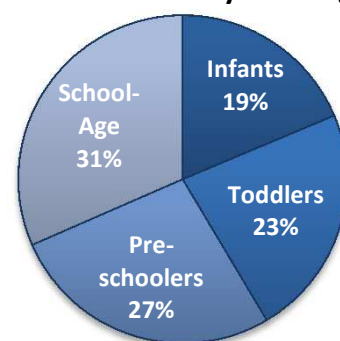
In FY2015, Child Care Aware of Washington programs helped 16,027 families find child care providers matching their unique needs.

In Whatcom County alone, we helped 476 families with 698 children in need of child care to search for matching providers 672 times.

Children Using Subsidies



Referral Demand by Child Age



Compensation in 2012

Comparison of Average Annual Salary/Income ⁶	
Child Care Center Teacher	\$25,824
Child Care Center Director	\$33,960
Family Child Care Provider (Gross Earnings)	\$37,107
K-12 Teacher ⁷	\$52,942

Contact Child Care Aware of Washington

1551 Broadway, Ste 300
Tacoma, WA 98402
866.416.4321

Monthly Cost of Child Care in 2015

Centers	Median Cost	75th Percentile Cost	State Subsidy Rate	Median Cost as a % of Median Income
Infant	\$951	\$975	\$912	21%
Toddler	\$815	\$823	\$760	18%
Preschool	\$693	\$745	\$657	16%
School Age	\$481	\$650	\$637	11%

Family Child Care	Median Cost	75th Percentile Cost	State Subsidy Rate	Median Cost as a % of Median Income
Infant	\$813	\$867	\$813	18%
Toddler	\$758	\$854	\$701	17%
Preschool	\$650	\$715	\$619	15%
School Age	\$381	\$596	\$561	9%

Data Sources:

Most data is from Child Care Aware of Washington. More data and full citations are available at <http://wa.childcareaware.org>.

*Includes licensed child care (centers and family child care) and exempt school-age programs only

¹ Washington State Office of Financial Management, 2014

² Office of the Superintendent Public Instruction, October Enrollment Report, 2014-2015

³ U.S. Census Bureau Small Area Income and Poverty Estimates, 2013

⁴ U.S. Census Bureau American Community Survey, 2013

⁵ Washington State Employment Security Department; U.S. BLS, Local Area Unemployment Statistics, 2015 (not seasonally-adjusted)

⁶ Department of Early Learning & Washington State University, Washington State 2012 Child Care Survey

Note: Child care provider income is regional data, not county-specific. Whatcom County is in DEL Region 3 which includes: Island, San Juan, Skagit, Snohomish, Whatcom.

⁷ Office of the Superintendent Public Instruction, K-12 Data and Reports Builder, 2012-2013

For more information, go to <http://wa.childcareaware.org>