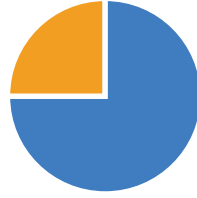


Approximately 20% of children under age 18 are living in poverty <sup>1</sup>



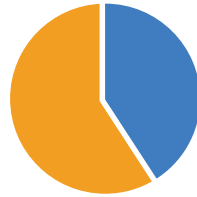
Approximately 60% of children under age 6 live in homes where all adults work <sup>1</sup>



### Are young children in Benton and Franklin Counties ready for kindergarten when they enter?



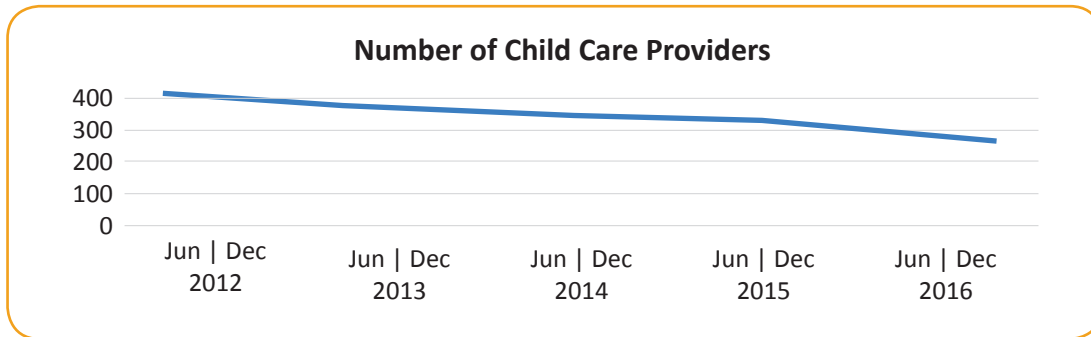
Only 40% of children in Benton and Franklin Counties demonstrate characteristics of entering kindergartners in 6 of 6 domains. <sup>2</sup>



Only 29% of low-income children in Benton and Franklin Counties demonstrate characteristics of entering kindergartners in 6 of 6 domains. <sup>2</sup>

*More than 279,000 people call Benton and Franklin Counties home. Over 21,000 are children younger than 5 years old. <sup>3</sup>*

### Child care supply in Benton and Franklin Counties



In Benton and Franklin Counties, the number of child care providers has dropped from 402 with capacity for 7,181 children in 2012, to 283 providers with capacity for 6,538 children in December 2016.\*

**Notes:**

\* Licensed child care and exempt school-age programs only in Benton and Franklin Counties

1. U.S. Census Bureau, 2015

2. Office of Superintendent of Public Instruction, WA State Report Card, WaKIDS data, 2016-17 school year, Kiona-Benton, Richland, Kennewick, Prosser, Paterson, North Franklin, Kahlolus, Pasco, Star school districts.

3. WA State Office of Financial Management, 2016